

**ISO A Push Pull (BN80200EHP Series)**

**ISO A Push Pull (Serie BN80200EHP)**

**ISO A Push Pull (Série BN80200EHP)**



**Applications / Anwendungen / Applications**



**Features**

- Main fluid of passage:** hydraulic oil
- Connection:** pushing the male coupling (automatic), when the sleeve of the female coupling is fixed or panel mounted.
- Disconnection:** pulling the male coupling (automatic), when the sleeve of the female coupling is fixed or panel mounted.
- Connection under pressure:** not allowed
- Interchangeability:** ISO 7241-1 A Series standard
- Material:** high-grade carbon steel with heat treated wear parts
- Surface treatment:** zinc plating Cr(III)
- Seals:** NBR (Nitrile Rubber) and backup ring in PTFE
- Working temperature:** -25°C (-13°F) to 100°C (212°F)
- Others seals and threads on request

**Eigenschaften**

- Hauptdurchflussflüssigkeit:** hydrauliköl
- Verbindung:** männlichen steckanschluss (automatisch) eindrücken, wenn das weibliche teil mit der festen hülse auf einer platte versehen ist
- Trennung:** männlichen steckanschluss (automatisch) herausziehen, wenn das weibliche teil mit der festen hülse auf einer platte versehen ist
- Verbindung unter druck:** nicht erlaubt
- Interkompatibilität:** ISO 7241-1 Serie A Standard
- Material:** hochwertiger kohlenstoffstahl mit wärme-behandelten verschleißteilen
- Oberflächenbehandlung I:** dreiwertige zinkbeschi-chtung Cr(III)
- Dichtung:** NBR (nitrilkautschuk) und PTFE-antiextru-sionsring
- Arbeitstemperatur:** -25°C (-13°F) bis 100°C (212°F)
- Weitere dichtungen und gewinde auf anfrage

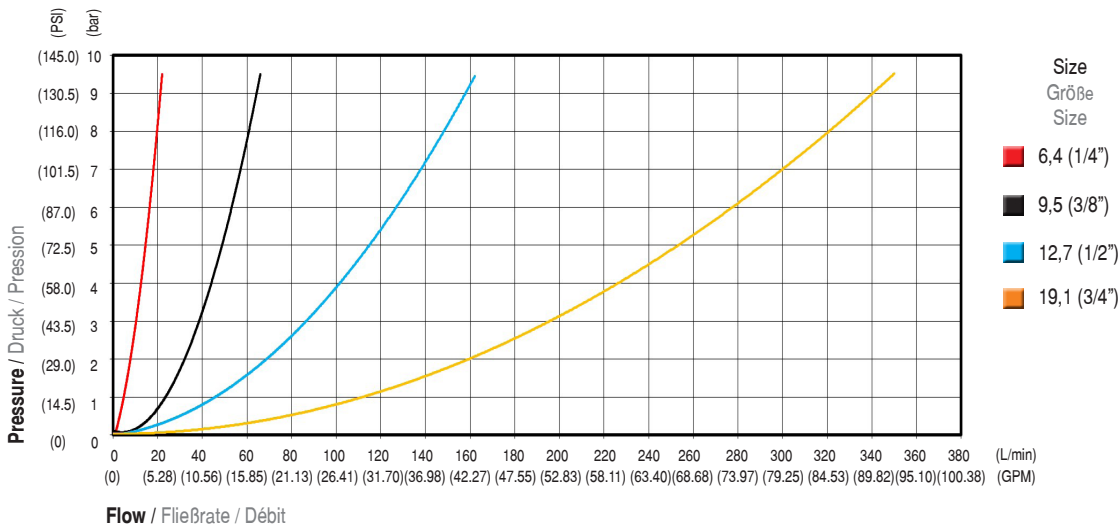
**Propriétés**

- Fluide principal de passage:** huile hydraulique
- Connexion:** enfoncer le raccord mâle (automatique) lorsque la partie femelle est munie d'une douille fixée sur une plaque
- Déconnexion:** tirer sur le raccord mâle (automatique) lorsque la partie femelle est munie d'une douille fixée sur une plaque
- Connexion sous pression:** non autorisée
- Interchangeabilité:** norme ISO 7241-1 Série A
- Matériau:** acier au carbone de haute qualité avec pièces d'usure traitées thermiquement
- Traitement de surface:** galvanisation trivalente au Cr(III)
- Joint:** NBR (caoutchouc nitrile) et bague anti-extrusion en PTFE
- Température de travail:** -25°C (-13°F) à 100°C (212°F)
- Autres joints et filetages sur demande

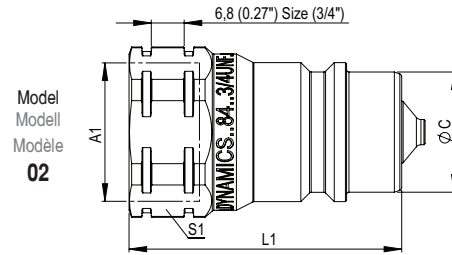
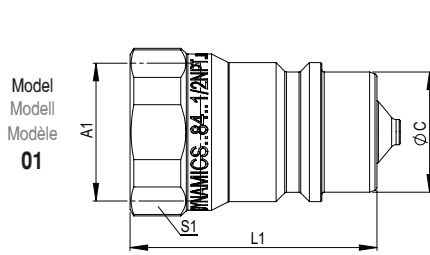
**Technical Information / Technische Information / Informations**

Size Größe Taille mm (in)	Rated Flow with 2 bar (29 PSI) of pressure drop Nenndurchfluss mit Verlust von 2 bar Druck (29 PSI) Débit nominal avec perte de Pression de 2 bars (29 PSI) L/min (GPM)	Maximum Working Pressure Maximaler Arbeitsdruck Pression de Service Maximale bar (PSI)	Burst Pressure Berstdruck Pression D'éclatement			Fluid loss during disconnection (14 PSI) Överlust beim trennen (1 bar) Perte d'huile lors de la déconnexion (1 bar) ml (cc)
			Female Weiblich Femme bar (PSI)	Male Männlich Mâle bar (PSI)	Connected Verbunden Connecté bar (PSI)	
6,4 (1/4")	8 (2.11)	300 (4,351)	1.600 (23,206)	1.460 (21,175)	1.400 (20,305)	0,80 (0.027)
9,5 (3/8")	32 (8.45)	300 (4,351)	1.200 (17,404)	1.140 (16,534)	1.100 (15,954)	1,20 (0.041)
12,7 (1/2")	70 (18.49)	270 (3,916)	1.300 (18,855)	1.000 (14,504)	1.110 (16,099)	1,80 (0.061)
19,1 (3/4")	160 (42.27)	250 (3,626)	1.000 (14,503)	900 (13,053)	960 (13,924)	5,00 (0.169)

**Pressure Drop / Ladungsverlust / Perte de Cargaion**



# Threads / Threads / Fils



## Male / Männlich / Homme

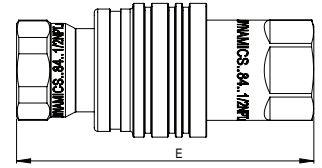
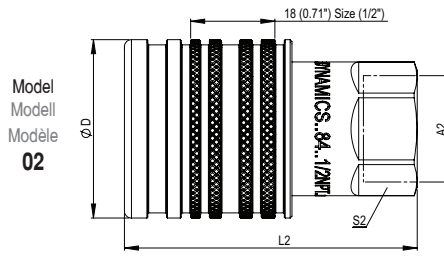
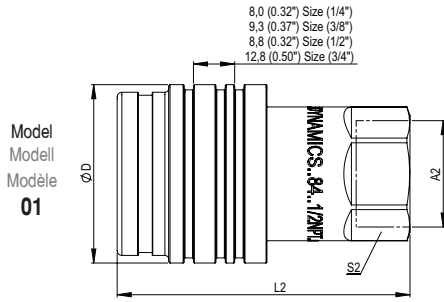
Size Größe Taille mm (in)	Part Number Code Code	A1 Thread Schraube Filetage	Thread Standard Gewindestandard Norme de Filetage	Torque Drehmoment Couple Nm	L1 mm (in)	S1 mm (in)	C Ø mm (in)	Weight Gewicht Poids g	Model Modell Modèle	Stock Lagerbestand Stock
6,4 (1/4")	115.071245.B	9/16"UNF ORB (int.)	SAE J1926	26 - 34	32,1 (1.26")	19,1 (3/4")	11,8 (0.46")	28 (0.06)	01	🔍
	115.071247.B	1/4" NPT (int.)	ANSI B1.20.1	18 - 26	30,1 (1.19")	19,1 (3/4")	11,8 (0.46")	29 (0.06)	01	✓
	115.071248.B	1/4" BSP (int.)	DIN 3852-2	24 - 32	32,7 (1.29")	19,1 (3/4")	11,8 (0.46")	33 (0.07)	01	✓
9,5 (3/8")	115.081249.B	3/8" NPT (int.)	ANSI B1.20.1	30 - 40	36,0 (1.42")	22,2 (7/8")	17,3 (0.68")	50 (0.11)	01	✓
	115.081250.B	3/8" BSP (int.)	DIN 3852-2	40 - 56	36,0 (1.42")	22,2 (7/8")	17,3 (0.68")	49 (0.11)	01	✓
	115.081253.N	9/16"UNF ORB (int.)	SAE J1926	26 - 34	34,1 (1.34")	19,1 (3/4")	17,3 (0.68")	40 (0.09)	01	✓
	115.081262.BC	11/16"UN ORFS (ext.)	SAE J1453	32 - 38	53,8 (2.12")	22,2 (7/8")	17,3 (0.68")	89 (0.20)	01	🔍
	115.084250.B	M22x1,50 ORB (int.)	ISO 6149	74 - 96	45,0 (1.77")	27,0 (1.116")	20,5 (0.81")	93 (0.21)	01	✓
12,7 (1/2")	115.084251.B	1/2" NPT (int.)	ANSI B1.20.1	52 - 66	42,1 (1.66")	27,0 (1.116")	20,5 (0.81")	98 (0.22)	01	✓
	115.084252.B	1/2" BSP (int.)	DIN 3852-2	72 - 88	43,1 (1.70")	27,0 (1.116")	20,5 (0.81")	98 (0.22)	01	✓
	115.084253.B	3/4"UNF ORB (int.)	SAE J1926	48 - 62	42,1 (1.66")	27,0 (1.116")	20,5 (0.81")	99 (0.22)	01	✓
	115.084254.B	7/8"UNF ORB (int.)	SAE J1926	58 - 74	45,0 (1.77")	27,0 (1.116")	20,5 (0.81")	93 (0.21)	01	✓
	115.084224.BD	1" UNS ORFS (int.)	SAE J1453	58 - 70	61,1 (2.41")	30,0 (1.316")	20,5 (0.81")	152 (0.34)	01	🔍
	115.084235.BD	M14x1,50 DKO L12 (ext.)	ISO 8434-1-L	20 - 28	59,1 (2.33")	22,2 (7/8")	20,5 (0.81")	139 (0.31)	01	🔍
	115.084237.BD	M18x1,50 DKO L12 (ext.)	ISO 8434-1-L	46 - 60	60,6 (2.39")	22,2 (7/8")	20,5 (0.81")	129 (0.28)	01	✓
	115.084239.BD	M26x1,50 DKO L18 (ext.)	ISO 8434-1-L	100 - 125	62,1 (2.44")	27,0 (1.116")	20,5 (0.81")	145 (0.32)	01	✓
	115.084254.BD	1.3/16"UN ORFS (ext.) BHS	SAE J1453	106 - 134	84,3 (3.32")	31,8 (1.14")	20,5 (0.81")	297 (0.65)	01	🔍
	115.084276.BD	M22x1,50 ORB (ext.)	ISO 6149	74 - 96	67,2 (2.65")	27,0 (1.116")	20,5 (0.81")	163 (0.36)	01	🔍
19,1 (3/4")	115.085253.B	3/4" NPT (int.)	ANSI B1.20.1	68 - 88	52,9 (2.08")	33,4 (1.516")	29,1 (1.14")	167 (0.37)	01	✓
	115.085254.B	3/4" BSP (int.)	DIN 3852-2	120 - 150	52,9 (2.08")	33,4 (1.516")	29,1 (1.14")	160 (0.35)	01	✓
	115.085267.B*	1.1/16" UN ORB (int.)	SAE J1926	90 - 116	55,5 (2.19")	33,4 (1.516")	29,1 (1.14")	160 (0.35)	02	✓

(int.)	Internal Thread / Innengewinde / Filetage Intérieur
(ext.)	External Thread / Außengewinde / Filetage Extérieur
BHS	Bulkhead Thread / Durchführungsgewinde / Filetage Traversant

	* Retaining Ring / O-Ring / Joint Torique = 451.501036.0 (Ø36 mm) Sold separately / Separat erhältlich / Vendu séparément
---	--

✓	Available / Liniennorm / Norme de Ligne
🔍	On request / Auf Anfrage / Sur demande

# Threads / Threads / Fils



## Female / Weiblich / Femelle

Size Größe Taille mm (in)	Part Number Code Code	A2 Thread Schraube Filetage	Thread Standard Gewindestandard Norme de Filetage	Torque Drehmoment Couple Nm	L2 mm (in)	S2 mm (in)	D Ø mm (in)	E mm (in)	Weight Gewicht Poids g	Model Modell Modèle	Stock Lagerbestand Stock
6,4 (1/4")	117.071223.P*	1/4" NPT (int.)	ANSI B1.20.1	18 - 26	44,8 (1.76")	15,0 (19/32")	21,0 (0.83")	L1+L2-13 (0.51")	57 (0.13)	01	✓
9,5 (3/8")	117.083225.P**	3/8" NPT (int.)	ANSI B1.20.1	30 - 40	52,5 (2.07")	19,9 (25/32")	27,0 (1.06")	L1+L2-16 (0.63")	109 (0.24)	01	🔍
	117.083226.P**	3/8" BSP (int.)	DIN 3852-2	40 - 56	52,5 (2.07")	19,9 (25/32")	27,0 (1.06")	L1+L2-16 (0.63")	108 (0.24)	01	🔍
	117.083229.P**	9/16" UNF ORB (int.)	SAE J1926	26 - 34	50,6 (1.99")	19,9 (25/32")	27,0 (1.06")	L1+L2-16 (0.63")	112 (0.25)	01	🔍
	117.084226.P***	M22x1,50 ORB (int.)	ISO 6149	74 - 96	64,8 (2.55")	28,6 (1.18")	38,1 (1.50")	L1+L2-20 (0.79")	246 (0.54)	01	✓
	117.084227.P***	1/2" NPT (int.)	ANSI B1.20.1	52 - 66	62,5 (2.46")	25,4 (1")	38,1 (1.50")	L1+L2-20 (0.79")	237 (0.52)	01	✓
	117.084228.P***	1/2" BSP (int.)	DIN 3852-2	72 - 88	62,5 (2.46")	25,4 (1")	38,1 (1.50")	L1+L2-20 (0.79")	234 (0.52)	01	✓
	117.084229.P***	3/4" UNF ORB (int.)	SAE J1926	48 - 62	62,5 (2.46")	25,4 (1")	38,1 (1.50")	L1+L2-20 (0.79")	238 (0.52)	01	✓
	117.084231.P***	7/8" UNF ORB (int.)	SAE J1926	58 - 74	65,1 (2.56")	28,6 (1.18")	38,1 (1.50")	L1+L2-20 (0.79")	247 (0.54)	01	✓
12,7 (1/2")	117.084242.E***	11/16" UN ORFS (ext.)	SAE J1453	32 - 38	61,9 (2.44")	22,2 (7/8")	38,1 (1.50")	L1+L2-20 (0.79")	194 (0.43)	01	🔍
	117.084243.E***	13/16" UN ORFS (ext.)	SAE J1453	42 - 52	59,7 (2.35")	22,2 (7/8")	38,1 (1.50")	L1+L2-20 (0.79")	193 (0.43)	01	✓
	117.084245.E***	9/16" UNF JIC (int.)	SAE J514	26 - 34	65,3 (2.57")	22,2 (7/8")	38,1 (1.50")	L1+L2-20 (0.79")	190 (0.42)	01	🔍
	117.084246.E***	3/4" UNF JIC (int.)	SAE J514	48 - 62	67,2 (2.65")	22,2 (7/8")	38,1 (1.50")	L1+L2-20 (0.79")	198 (0.44)	01	🔍
	117.084247.E***	M20x1,50 S12 (ext.)	ISO 8434-1-S	68 - 86	61,5 (2.42")	20,7 (13/16")	38,1 (1.50")	L1+L2-20 (0.79")	186 (0.41)	01	✓
	117.084227.H***	1/2" NPT (int.)	ANSI B1.20.1	52 - 66	62,5 (2.46")	25,4 (1")	38,1 (1.50")	L1+L2-20 (0.79")	258 (0.57)	02	✓
	117.084228.H***	1/2" BSP (int.)	DIN 3852-2	72 - 88	62,5 (2.46")	25,4 (1")	38,1 (1.50")	L1+L2-20 (0.79")	255 (0.56)	02	✓
	117.084229.H***	3/4" UNF ORB (int.)	SAE J1926	48 - 62	62,5 (2.46")	25,4 (1")	38,1 (1.50")	L1+L2-20 (0.79")	259 (0.57)	02	✓
19,1 (3/4")	117.084231.H***	7/8" UNF ORB (int.)	SAE J1926	58 - 74	65,1 (2.56")	28,6 (1.18")	38,1 (1.50")	L1+L2-20 (0.79")	268 (0.59)	02	✓
	117.085229.P****	3/4" NPT (int.)	ANSI B1.20.1	68 - 88	79,1 (3.11")	33,4 (1.5/16")	44,0 (1.73")	L1+L2-26 (1.02")	433 (0.95)	01	✓
	117.085231.P****	3/4" BSP (int.)	DIN 3852-2	120 - 150	79,1 (3.11")	33,4 (1.5/16")	44,0 (1.73")	L1+L2-26 (1.02")	431 (0.95)	01	🔍
	117.085235.P****	1.1/16" UN ORB (int.)	SAE J1926	90 - 116	80,6 (3.17")	32,0 (1.9/32")	44,0 (1.73")	L1+L2-26 (1.02")	431 (0.95)	01	🔍

(int.)	Internal Thread / Innengewinde / Filetage Intérieur
(ext.)	External Thread / Außengewinde / Filetage

\* Retaining Ring / O-Ring / Joint Torique = 451.501021.0 (Ø21mm)  
 \*\* Retaining Ring / O-Ring / Joint Torique = 451.501027.0 (Ø27mm)  
 \*\*\* Retaining Ring / O-Ring / Joint Torique = 451.501038.0 (Ø38mm)  
 \*\*\*\* Retaining Ring / O-Ring / Joint Torique = 451.501042.0 (Ø42mm)  
*Sold separately / Separat erhältlich / Vendu séparément*

✓	Available / Liniennorm / Norme de Ligne
🔍	On request / Auf Anfrage / Sur demande