

Male and Female Quick Release Coupling

ER-21 Series

Usage Information

Main applications: used in compressed air networks to facilitate equipments maintenance and points of frequent change of pneumatic tools

Main fluid of passage: compressed air

Model: fluid retention in the female part (when disconnected)

Connection: pulling back the sleeve

Disconnection: pulling back the sleeve (holding the male part)

Connection under pressure: allowed

Disconnection under pressure: allowed (male part ejected)



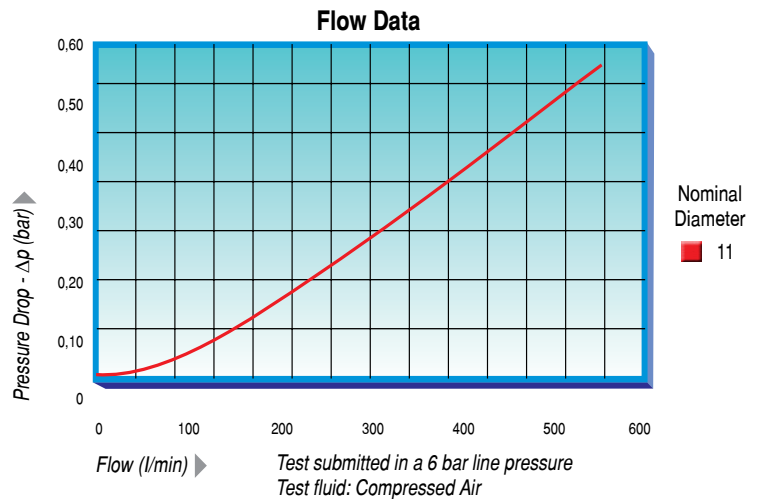
Technical Information

Nominal Diameter (mm)	Rated Flow Pressure drop of 0,5 bar (l/min)	Maximum Work Pressure (bar)	Minimum Burst Pressure (bar)	Oil spillage 1 bar (cm ³)
11	500	16	140	2.0

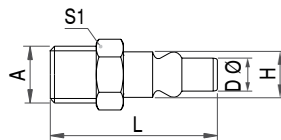
Obs.: Burst test done with hydraulic oil.

Materials

- ⇒ Male and female in brass
- ⇒ Zinc steel pin
- ⇒ Springs in carbon steel
- ⇒ Oilproof seals in NBR (nitrile rubber)
Working temperature from -4°F to +176°F
- ⇒ Others seals, springs and threads on request

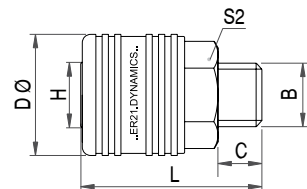


External Thread



Male

Code	H Nominal Diameter (mm)	A External Thread	D Ø mm	L mm	S1
115.058028.Y	11	1/4" NPT	7.9	40	9/16"



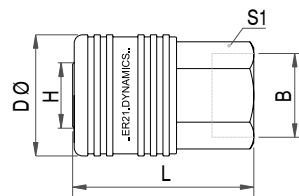
Female

Code	H Nominal Diameter (mm)	B External Thread	C mm	D Ø mm	L mm	S2
111.058051.0	11	1/2" BSP	12	30	45	7/8"

Internal Thread

Female

Code	H Nominal Diameter (mm)	B Internal Thread	D Ø mm	L mm	S1
111.058021.0	11	1/4" BSP	30	43	7/8"



Viton (Fluorocarbon) is a Du Pont Dow Elastomers trademark. Dynamics reserves the right to change any information without notice. The data and pictures of this brochure are just informative and not authoritative.