


ISO A Conecta sob Pressão (Série Z80200Y)

ISO A Conectar bajo Presión (Serie Z80200Y)

ISO A Connect Under Pressure (Z80200Y Series)



Aplicações / Aplicaciones / Applications



Propriedades

Principal fluido de passagem: óleo hidráulico
Conexão: retraindo a luva do engate fêmea
Desconexão: retraindo a luva do engate fêmea
Conexão sob pressão: não permitida
Intercambiabilidade: norma ISO 7241-1 Série A
Material: aço carbono de alta qualidade com peças de desgaste tratadas termicamente (luva e pino)
Tratamento superficial: zincagem trivalente Cr(III)
Vedação: NBR (Borracha Nitrílica) e anel anti-extrusão em PTFE
Temperatura de trabalho: -25°C (-13°F) até 100°C (212°F)
 Outras vedações e roscas sob consulta

Propiedades

Principal fluido de pasaje: aceite hidráulico
Conexión: retracción del casco Hembra
Desconexión: retracción del casco Hembra
Conexión bajo presión: no permitido
Intercambiabilidad: norma ISO 7241-1 Serie A
Material: acero al carbono de alta calidad con piezas de desgaste tratadas térmicamente (casco y manguito)
Tratamiento superficial: cincado trivalente Cr(III)
Sello: NBR (Goma de Nitrilo) y anillo anti-extrusión de PTFE
Temperatura de trabajo: -25°C (-13°F) hasta 100°C (212°F)
 Otros sellos y roscas bajo consulta

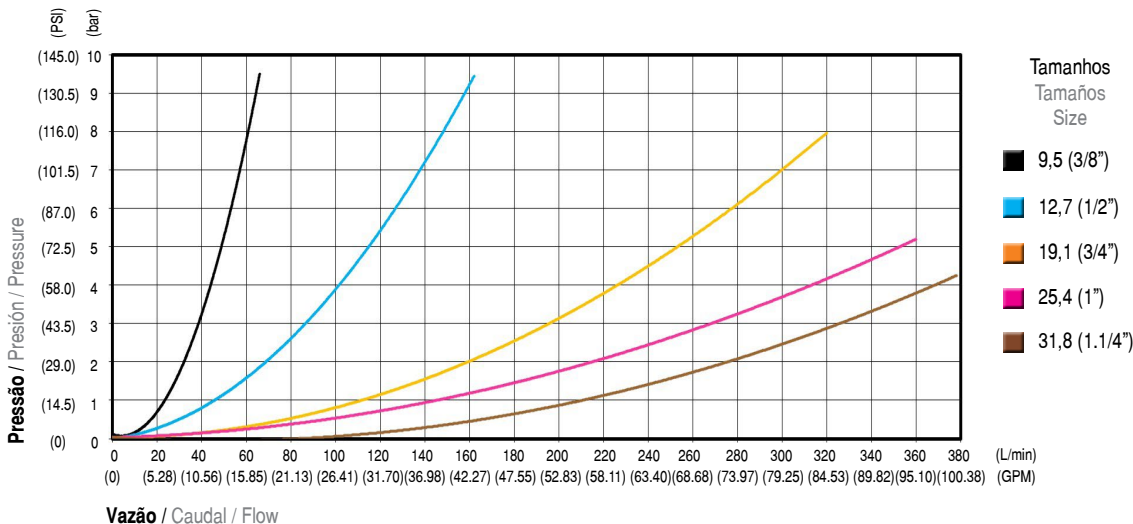
Features

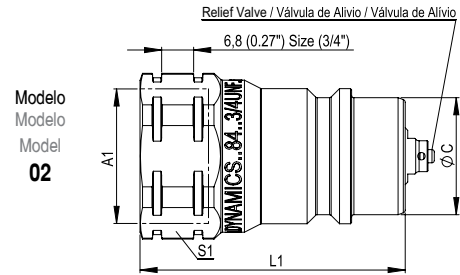
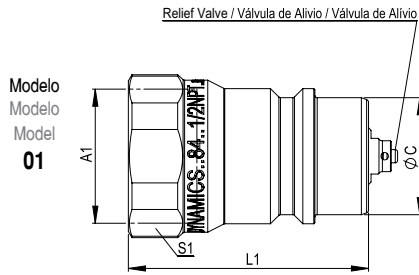
Main fluid of passage: hydraulic oil
Connection: pulling back the female sleeve
Disconnection: pulling back the female sleeve
Connection under pressure: not allowed
Interchangeability: ISO 7241-1 A Series standard
Material: high-grade carbon steel with heat treated wear parts (sleeve and nipple)
Surface treatment: zinc plating Cr(III)
Seals: NBR (Nitrile Rubber) and backup ring in PTFE
Working temperature: -25°C (-13°F) to 100°C (212°F)
 Others seals and threads on request

Informações Técnicas / Informaciones Técnicas / Technical Information

Tamanho Tamaño Size mm (in)	Vazão Nominal com perda de pressão de 2 bar (29 PSI) Caudal Nominal con pérdida de presión de 2 bar (29 PSI) Rated Flow 2 bar (29 PSI) of pressure drop L/min (GPM)	Pressão Máxima de Trabalho Presión Máx. de Trabajo Maximum Working Pressure bar (PSI)	Pressão de Ruptura Presión de Ruptura Burst Pressure			Perda de óleo ao desconectar (1 bar) Pérdida de aceite al desconectar (1 bar) Fluid loss during disconnection (14 PSI) ml (cc)
			Fêmea Hembra Female bar (PSI)	Macho Macho Male bar (PSI)	Conectado Conectado Connected bar (PSI)	
9,5 (3/8")	32 (8.45)	300 (4,351)	1.200 (17,404)	1.140 (16,534)	1.100 (15,954)	1,20 (0,041)
12,7 (1/2")	70 (18.49)	270 (3,916)	1.240 (17,984)	1.000 (14,504)	1.110 (16,099)	1,80 (0,061)
19,1 (3/4")	160 (42.27)	250 (3,626)	1.140 (16,534)	900 (13,053)	960 (13,924)	5,00 (0,169)
25,4 (1")	220 (58.12)	250 (3,626)	1.200 (17,404)	900 (13,053)	850 (12,328)	9,50 (0,321)
38,1 (1.1/4")	280 (73.96)	200 (3,900)	800 (11,603)	800 (11,603)	800 (11,603)	27,0 (0,91)

Perda de Carga / Pérdida de Presión / Pressure Drop





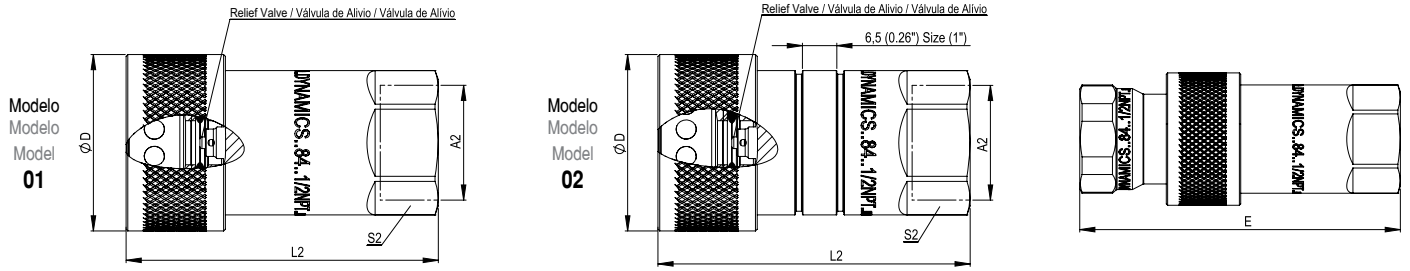
Macho / Macho / Male

Tamanho Tamaño Size mm (in)	Código Código Part Number	A1 Rosca Rosca Thread	Norma da Rosca Norma de la Rosca Thread Standard	Torque Torque Torque Nm	L1 mm (in)	S1 mm (in)	C Ø mm (in)	Peso Peso Wight g	Modelo Modelo Model	Estoque Stock Stock
9,5 (3/8")	115.081249.Z	3/8" NPT (int.)	ANSI B1.20.1	30 - 40	36,0 (1.42")	22,2 (7/8")	17,3 (0.68")	50 (0.11)	01	
	115.081250.Z	3/8" BSP (int.)	DIN 3852-2	40 - 56	36,0 (1.42")	22,2 (7/8")	17,3 (0.68")	49 (0.11)	01	
12,7 (1/2")	115.084250.Z	M22x1,50 ORB (int.)	ISO 6149	74 - 96	45,0 (1.77")	27,0 (1.1/16")	20,5 (0.81")	93 (0.21)	01	
	115.084251.Z	1/2" NPT (int.)	ANSI B1.20.1	52 - 66	42,1 (1.66")	27,0 (1.1/16")	20,5 (0.81")	98 (0.22)	01	
	115.084252.Z	1/2" BSP (int.)	DIN 3852-2	72 - 88	43,1 (1.70")	27,0 (1.1/16")	20,5 (0.81")	98 (0.22)	01	
	115.084253.Z	3/4" UNF ORB (int.)	SAE J1926	48 - 62	42,1 (1.66")	27,0 (1.1/16")	20,5 (0.81")	99 (0.22)	01	
	115.084254.Z	7/8" UNF ORB (int.)	SAE J1926	58 - 74	45,0 (1.77")	27,0 (1.1/16")	20,5 (0.81")	93 (0.21)	01	
19,1 (3/4")	115.085252.Z	3/4" NPT (int.)	ANSI B1.20.1	68 - 88	52,9 (2.08")	33,4 (1.5/16")	29,1 (1.14")	167 (0.37)	01	
	115.085253.Z	3/4" BSP (int.)	DIN 3852-2	120 - 150	52,9 (2.08")	33,4 (1.5/16")	29,1 (1.14")	160 (0.35)	01	
	115.085267.Z*	1.1/16" UN ORB (int.)	SAE J1926	90 - 116	55,5 (2.19")	33,4 (1.5/16")	29,1 (1.14")	160 (0.35)	02	
25,4 (1")	115.086253.Z	3/4" NPT (int.)	ANSI B1.20.1	68 - 88	55,3 (2.18")	38,1 (1.1/2")	34,3 (1.35")	280 (0.62)	01	
	115.086255.Z	1" NPT (int.)	ANSI B1.20.1	82 - 108	58,4 (2.30")	39,7 (1.9/16")	34,3 (1.35")	279 (0.62)	01	
	115.086256.Z	1" BSP (int.)	DIN 3852-2	200 - 240	57,4 (2.26")	39,7 (1.9/16")	34,3 (1.35")	263 (0.58)	01	
	115.086259.Z	1.5/16" UN ORB (int.)	SAE J1926	128 - 160	58,6 (2.31")	39,7 (1.9/16")	34,3 (1.35")	273 (0.60)	01	
31,8 (1.1/4")	115.087257.Z	1.1/4" NPT (int.)	ANSI B1.20.1	94 - 126	70,3 (2.77")	49,2 (1.15/16")	45,0 (1.77")	559 (1.23)	01	
	115.087257.Z	1.1/4" BSP (int.)	DIN 3852-2	320 - 380	70,3 (2.77")	49,2 (1.15/16")	45,0 (1.77")	542 (1.19)	01	

(int.)	Rosca Interna / Rosca Interna / Internal Thread
(ext.)	Rosca Externa / Rosca Externa / External Thread

	* Anel Elástico / Anillo Elastico / Retaining Ring = 451.501036.0 (Ø36 mm) Vendido separadamente / Vendido por separado / Sold separately
--	--

	Normal de Linha / Disponible / Available
	Sob Consulta / Bajo Pedido / On request



Fêmea / Hembra / Female

Tamanho Tamaño Size mm (in)	Código Código Part Number	A2 Rosca Rosca Thread	Norma da Rosca Norma de la Rosca Thread Standard	Torque Torque Torque Nm	L2 mm (in)	S2 mm (in)	D Ø mm (in)	E mm (in)	Peso Peso Wight g	Modelo Modelo Model	Estoque Stock Stock
9,5 (3/8")	117.081235.Y	3/8" NPT (int.)	ANSI B1.20.1	30 - 40	52,5 (2.07")	19,9 (25/32")	28,6 (1.13")	L1+L2-16(0.63")	104 (0.23)	01	🔍
	117.081236.Y	3/8" BSP (int.)	DIN 3852-2	40 - 56	52,5 (2.07")	19,9 (25/32")	28,6 (1.13")	L1+L2-16(0.63")	103 (0.23)	01	🔍
12,7 (1/2")	117.084236.Y	M22x1,50 ORB (int.)	ISO 6149	74 - 96	64,0 (2.52")	28,6 (1.18")	35,0 (1.38")	L1+L2-19(0.75")	236 (0.52)	01	🔍
	117.084237.Y	1/2" NPT (int.)	ANSI B1.20.1	52 - 66	61,5 (2.42")	25,4 (1")	35,0 (1.38")	L1+L2-19(0.75")	202 (0.45)	01	✓
	117.084238.Y	1/2" BSP (int.)	DIN 3852-2	72 - 88	62,3 (2.45")	25,4 (1")	35,0 (1.38")	L1+L2-19(0.75")	201 (0.44)	01	🔍
	117.084239.Y	3/4" UNF ORB (int.)	SAE J1926	48 - 62	61,5 (2.42")	25,4 (1")	35,0 (1.38")	L1+L2-19(0.75")	203 (0.45)	01	🔍
	117.084241.Y	7/8" UNF ORB (int.)	SAE J1926	58 - 74	64,1 (2.52")	28,6 (1.18")	35,0 (1.38")	L1+L2-19(0.75")	237 (0.52)	01	🔍
19,1 (3/4")	117.085239.Y	3/4" NPT (int.)	ANSI B1.20.1	68 - 88	80,1 (3.15")	33,4 (1.5/16")	44,0 (1.73")	L1+L2-27(1.06")	389 (0.86)	01	🔍
	117.085241.Y	3/4" BSP (int.)	DIN 3852-2	120 - 150	80,1 (3.15")	33,4 (1.5/16")	44,0 (1.73")	L1+L2-27(1.06")	388 (0.86)	01	🔍
	117.085244.Y	1.1/16" UN ORB (int.)	SAE J1926	90 - 116	81,6 (3.21")	32,0 (1.9/32")	44,0 (1.73")	L1+L2-27(1.06")	380 (0.84)	01	🔍
25,4 (1")	117.086243.Y	1" BSP (int.)	DIN 3852-2	200 - 240	89,8 (3.54")	39,7 (1.9/16")	50,8 (2")	L1+L2-32(1.26")	590 (1.30)	01	🔍
	117.086247.Y	1.5/16" UN ORB (int.)	SAE J1926	128 - 160	90,3 (3.56")	39,7 (1.9/16")	50,8 (2")	L1+L2-32(1.26")	582 (1.28)	01	🔍
	117.086239.Y*	3/4" NPT (int.)	ANSI B1.20.1	68 - 88	87,7 (3.45")	38,1 (1.1/2")	50,8 (2")	L1+L2-32(1.26")	603 (1.33)	02	🔍
	117.086242.Y*	1" NPT (int.)	ANSI B1.20.1	82 - 108	90,8 (3.57")	39,7 (1.9/16")	50,8 (2")	L1+L2-32(1.26")	604 (1.33)	02	🔍
31,8 (1.1/4")	117.087244.Y	1.1/4" NPT (int.)	ANSI B1.20.1	94 - 126	108,9 (4.29")	50,8 (2")	63,5 (2.50")	L1+L2-38(1.50")	1.146 (2.53)	01	🔍
	117.087245.Y	1.1/4" BSP (int.)	DIN 3852-2	320 - 380	108,9 (4.29")	50,8 (2")	63,5 (2.50")	L1+L2-38(1.50")	1.129 (2.49)	01	🔍

(int.)	Rosca Interna / Rosca Interna / Internal Thread
(ext.)	Rosca Externa / Rosca Externa / External Thread

	* Anel Elástico / Anillo Elastico / Retaining Ring = 451.501042.0 (Ø42 mm) Vendido separadamente / Vendido por separado / Sold separately
--	--

✓	Normal de Linha / Disponible / Available
🔍	Sob Consulta / Bajo Pedido / On request